

IMPACT OF PROPOSITION 100

Dr. Rainer W. G. Gruessner
Professor of Surgery and Immunology
Chairman, Department of Surgery

Health Care Cuts and Consequences

\$2.7 Billion in Health Care Cost Reductions ⁽¹⁾

Proposition 100 will create about \$1.0 billion in Revenue

- Education ~2/3
- Health & Public Safety ~1/3

**Impact of Cuts
on AZ Health Care →**

- 310,000 people lose AHCCCS coverage
- 40 – 50,000 job losses
- Increase in insurance premiums
- Decrease in medical services
- Increase of strain on EDs
- Decrease in # of doctors

If Proposition 100 Does Not Pass:

- **Health care, education and public safety services will be cut by \$867 million**
- **Arizona will lose about \$442 million in federal government matching funds**
- **Total economic loss with combined state and federal cuts is estimated to be 20,500 jobs, \$964 million in labor income, and \$1.7 billion in output (gross sales)**
- **The Arizona university system will face a \$107 million budget reduction (\$42 million of which will go to the University of Arizona)**

Impact of Proposed Cuts on AHCCCS in FY 11

- **310,000** Arizonans lose health benefits
- **47,000** children lose health benefits
- AHCCCS enrollees no longer receive emergency dental services, insulin pumps, podiatry care or certain transplant services
- Potential elimination of mental health services
- AHCCCS will have discretion to freeze or reduce provider rates

Impact on Arizona Health Care

- **Increase in hospital uncompensated care**
- **Increase in health care tax**
- **Worsening of the existing shortage of physicians**

Impact on the University of Arizona

- **Increases in tuition**
- **Lay-offs, furloughs, and recruitment freezes**
- **Lack of competitiveness**
- **Loss in educational quality**
- **Reductions in medical services at UMC**

Health care cuts will have the greatest impact on the most vulnerable populations:


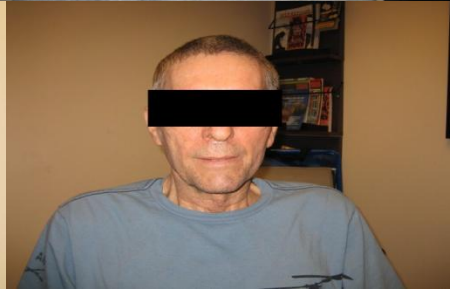

- **Low-income working families**
(**< \$30,000/yr for families of 4**)
- **Children and youth**
- **Seniors**

*Number of Patients Listed for
Transplantation as of 4-19-10*

Type of Transplant	# of Patients
Liver Transplant	51
Heart Transplant	12
Lung Transplant	6
Pancreas Transplant	9
Total	78

Costs to AHCCCS for Continued Transplantation Services

Type of Transplant	# of Transplants	Cost to AHCCCS (in millions \$)
Liver Transplant	17	\$2.54
Heart Transplant	3	\$0.36
Lung Transplant	2	\$0.30
Pancreas Transplant	2	\$0.15
Total	24	\$3.35



**Vote YES on
Proposition 100**